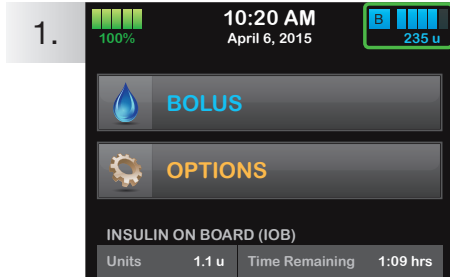


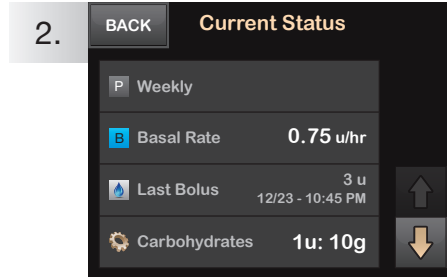
View Status

on Tandem Insulin Pumps

The instructions below are provided as a reference tool for caregivers who are already familiar with the use of an insulin pump and with insulin therapy in general. Not all screens are shown. For more detailed information on the operation of Tandem's insulin pumps, please visit www.tandemdiabetes.com/Support.

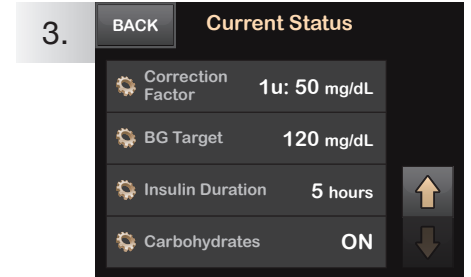


1. Tap the **Insulin Gauge** in the upper right corner of the Home Screen.



2. Your t:slim Pump will display the name of your active profile, your current basal rate, the time and amount of your last bolus, and your current insulin-to-carb ratio.

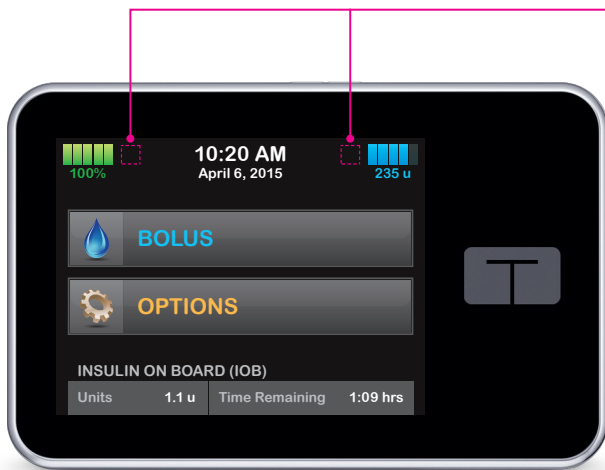
If you have an active Extended Bolus, this screen will show how much insulin has been delivered out of the total amount requested.



3. Scroll down by tapping the **DOWN ARROW** to display your current Correction Factor, BG Target, Insulin Duration, and whether or not you are entering boluses based on Carbohydrates.



Explanation of Icons



The following icons may appear in the areas to the left or right of the time and date on your pump's Home Screen.



A system reminder, alert, error, or alarm is active. Unlock screen to view.



A bolus is being delivered.



All insulin deliveries are stopped.



Basal insulin is programmed and being delivered.



A basal rate of 0 u/hr is active.



A temporary basal rate is active.



A temporary basal rate of 0 u/hr is active.



(877) 801-6901
www.tandemdiabetes.com



TO DOWNLOAD APP:
Text **DEMO** to
TANDEM (826336)

